









Purpose: Use the interactive tools, articles, videos, and related resources to:

1. Be able to communicate (written and verbal) your technical, transferable, and workplace skills through your experiences.
2. Locate job openings and research the positions.
3. Customize the way you communicate your skills based on job requirements.
4. Organize your job search by tracking your applications, follow-up activities, and interviews.
5. Evaluate your progress and modify your approach as needed.

Steps:	Find It Here: www.illinoisworknet.com
1. Locate job openings using the Illinois workNet JobFinder , Illinois JobLink , and Featured Employers tools. Bookmark job openings that interest you. Bookmarks are saved in your Dashboard.	 Job Openings & Recruiting  My Dashboard
2. Research the positions and the companies. Learn about the qualifications for the job, the products or services offered by the company, and their competitors. This will help you understand how you can contribute to the success of the company.	 Job Openings & Recruiting
3. Think about the skills and experience you have that can benefit the company. Look at the Job Skill Guide and Digital Literacy Guides to see what is important to employers. Include these skills in your resume and interview.	 Qualify for Jobs
4. Customize your resume and cover letter based on the job requirements and your research. Use the resume builder to create and store your customized resumes.	 My Dashboard (Resume Builder)
5. Apply for the position. See the Employment & Hiring Planning page for tips on how to apply for jobs.	 Job Openings & Recruiting
6. Organize your job search by tracking your applications, follow-up activities, and interviews. You can use the Employment 101 Guide Job Search Plan or Job Search Record Worksheet.	 My Dashboard (Resume Builder)
7. Evaluate your progress and modify your approach as needed. Learn more by reading the Employment & Hiring Planning articles. <ol style="list-style-type: none"> a. If you are not getting interviews, there may be a problem with your resume or you may be applying for jobs for which you are not qualified. b. If you are getting interviews but you are not getting offers, you may need to get some feedback from your interviewer(s) and make an adjustment. 	 Job Openings & Recruiting

3 Reasons To Organize Your Job Search

Keep job search information in a (paper or electronic) file.

- ✓ Job Description & Company Research
- ✓ Customized Resume & Cover Letter
- ✓ Application Information
- ✓ Interview Information
- ✓ Contact & Follow-up Information

1. Minimize Stress

When an employer calls you for an interview, know exactly what and when you submitted the information. After you apply for a few different positions, it can be difficult to keep them all straight. Keep good records so you are not caught off guard.

2. Easy Follow-up

Keeping good records can help you stay organized when following up with employers.

Minimize the chance of:

- Winning the stalker award for following up with the same employer too often.
- Contacting an employer (with company A) about a job with company B.

3. Track Your Progress

Not getting interviews?

- Are you qualified for the jobs?
- Is your resume keeping you from getting a foot in the door?

Getting interviews but no job offers?

- Are you not prepared for your interview?
- Have you followed-up with the employer for suggestions to improve your interview responses for future interviews (even if it is with a different company)?

This workforce product was funded by a grant awarded by the U.S. Department of Labor's Employment and Training Administration. The product was created by the grantee and does not necessarily reflect the official position of the U.S. Department of Labor. The Department of Labor makes no guarantees, warranties, or assurances of any kind, express or implied, with respect to such information, including any information on linked sites and including, but not limited to, accuracy of the information or its completeness, timeliness, usefulness, adequacy, continued availability, or ownership. This product is copyrighted by the institution that created it. Internal use by an organization and/or personal use by an individual for non-commercial purposes is permissible. All other uses require the prior authorization of the copyright owner.

The Illinois workNet Center System, an American Job Center, is an equal opportunity employer/program. Auxiliary aids and services are available upon request to individuals with disabilities. All voice telephone numbers on this website may be reached by persons using TTY/TDD equipment by calling TTY (800) 526-0844 or